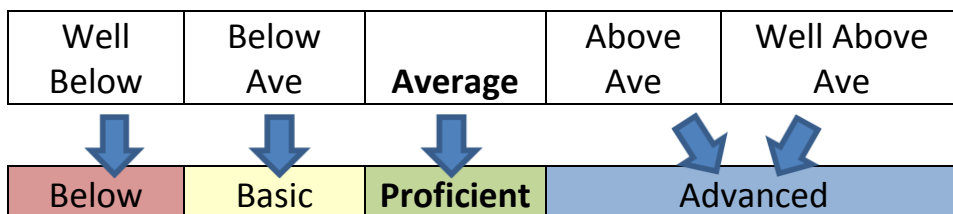


AIMSweb Plus Performance Levels (Grades K-7)

Kindergarten COMPOSITE		Well Below	Below Ave	Average	Above Ave	Well Above Ave
	Fall	0-20	21-26	27-42	43-49	50-90
	Winter	0-32	33-41	42-61	62-69	70-114
	Spring	0-45	46-55	56-74	75-81	82-114
Kindergarten NNF Number Naming Fluency		Well Below	Below Ave	Average	Above Ave	Well Above Ave
	Fall	0-13	14-23	24-39	40-50	51-80
	Winter	0-23	24-30	31-50	51-59	60-80
	Spring	0-31	32-38	39-58	59-68	69-80
Kindergarten QTF Quantity TOTAL Fluency		Well Below	Below Ave	Average	Above Ave	Well Above Ave
	Fall	0-6	7-9	10-15	16-18	19-38
	Winter	0-9	10-12	13-18	19-19	20-38
	Spring	0-13	14-16	17-20	21-22	23-38
Kindergarten QDF Quantity DIFFERENCE Fluency		Well Below	Below Ave	Average	Above Ave	Well Above Ave
	Fall	n/a	n/a	n/a	n/a	n/a
	Winter	0-1	2-4	5-10	11-13	14-24
	Spring	0-5	6-8	9-15	16-18	19-24
Kindergarten CA Concepts and Applications		Well Below	Below Ave	Average	Above Ave	Well Above Ave
	Fall	0-5	6-8	9-15	16-18	19-25
	Winter	0-8	9-11	12-18	19-21	22-25
	Spring	0-12	13-15	16-21	22-23	24-25

Translation to
Performance
Tracker
Proficiency
Levels:



Grade 1 COMPOSITE		Well Below	Bel	Ave	Above Ave	Well Above Ave
	Fall	0-25	26-36	37-58	59-68	69-115
	Winter	0-40	41-50	51-75	76-88	89-147
	Spring	0-48	49-58	59-80	81-96	97-147

Grade 1 NCF - P		Well Below	Bel	Ave	Above Ave	Well Above Ave
	Fall	0-13	14-18	19-28	29-31	32-50
	Winter	0-20	21-24	25-32	33-36	37-50
	Spring	0-22	23-25	26-33	34-37	38-50

Number Comparison
Fluency- PAIRS

Grade 1 MFF -Ones		Well Below	Bel	Ave	Above Ave	Well Above Ave
	Fall	0-4	5-8	9-15	16-19	20-40
	Winter	0-8	9-11	12-18	19-22	23-40
	Spring	0-9	10-11	12-19	20-24	25-40

Math Facts Fluency
ONES

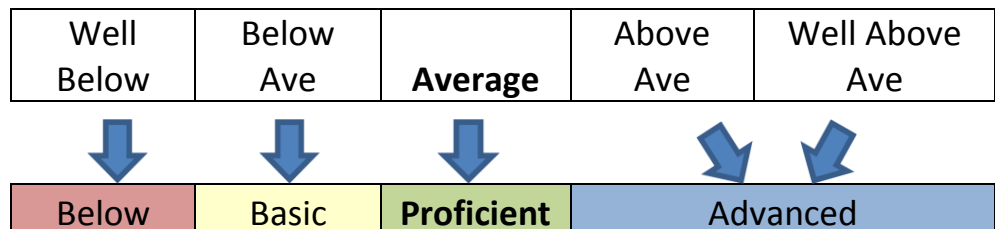
Grade 1 MFF -TENS		Well Below	Bel	Ave	Above Ave	Well Above Ave
	Fall	n/a	n/a	n/a	n/a	n/a
	Winter	0	1	2-6	7-10	11-32
	Spring	0	1-2	3-9	10-13	14-32

Math Facts Fluency
TENS

Grade 1 CA		Well Below	Bel	Ave	Above Ave	Well Above Ave
	Fall	0-5	6-8	9-16	17-20	21-25
	Winter	0-8	9-12	13-20	21-22	23-25
	Spring	0-10	11-15	16-22	23-24	25-25

Concepts and
Applications

Translation to
Performance
Tracker
Proficiency
Levels:



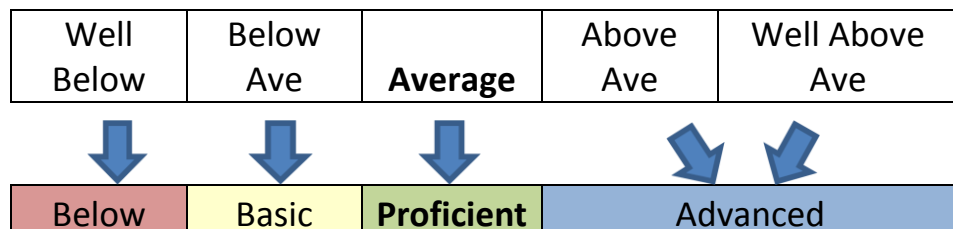
		1-10%ile	11-25%ile	26-74%ile	75-89%ile	90-99%ile
Grade 2 COMPOSITE		Well Below	Bel	Ave	Above Ave	Well Above Ave
	Fall	1-128	129-139	140-181	182-207	208-301
	Winter	1-138	139-154	155-199	200-229	230-308
	Spring	1-146	147-166	167-216	217-244	245-304
COMPOSITE						
Grade 2 NCF-T		Well Below	Bel	Ave	Above Ave	Well Above Ave
	Fall	0	0	1-9	10-15	16-40
	Winter	0	1-2	3-11	12-17	18-40
	Spring	0	1-3	4-16	17-24	25-40
Number Comparison Fluency- TRIADS						
Grade 2 MCF		Well Below	Bel	Ave	Above Ave	Well Above Ave
	Fall	0	1-2	3-12	13-19	20-42
	Winter	0-1	2-4	5-16	17-23	24-42
	Spring	0-2	3-7	8-20	21-27	28-42
Mental Computation Fluency						
Grade 2 NSF		Well Below	Bel	Ave	Above Ave	Well Above Ave
	Fall	0-1	2-4	5-21	22-32	33-82
	Winter	0-3	4-8	9-26	27-40	41-82
	Spring	0-5	6-12	13-36	37-49	50-82
Number Sense Fluency (NCF-T+MCF)						
Grade 2 CA		Well Below	Bel	Ave	Above Ave	Well Above Ave
	Fall	79-120	121-132	133-163	164-177	178-219
	Winter	71-130	131-142	143-172	173-185	186-226
	Spring	74-141	142-153	154-181	182-194	195-222
Concepts and Applications						

Translation to
Performance
Tracker
Proficiency
Levels:

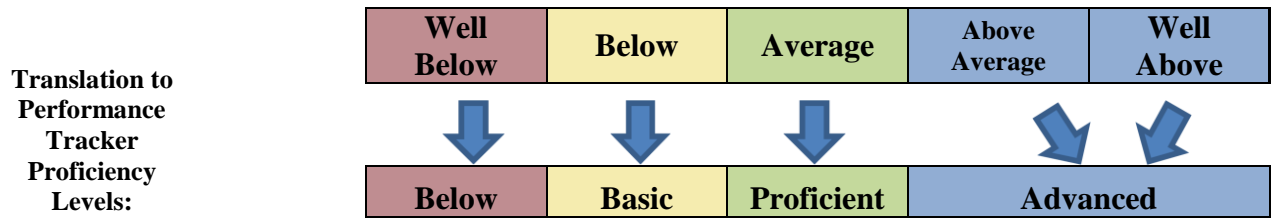
Well Below	Below Ave	Average	Above Ave	Well Above Ave
↓	↓	↓	↓	↓
Below	Basic	Proficient	Advanced	

		1-10%ile	11-25%ile	26-74%ile	75-89%ile	90-99%ile
Grade 3 COMPOSITE		Well Below	Bel	Ave	Above Ave	Well Above Ave
	Fall	102-149	150-163	164-209	210-235	236-327
	Winter	103-160	161-176	177-222	223-244	245-324
	Spring	102-173	174-190	191-243	244-265	266-325
COMPOSITE						
Grade 3 NCF-T		Well Below	Bel	Ave	Above Ave	Well Above Ave
	Fall	0-2	3-6	7-21	22-29	30-40
	Winter	0-2	3-7	8-22	23-30	31-40
	Spring	0-5	6-9	10-26	27-33	34-40
Number Comparison Fluency- TRIADS						
Grade 3 MCF		Well Below	Bel	Ave	Above Ave	Well Above Ave
	Fall	0	1-2	3-12	13-19	20-42
	Winter	0-2	3-4	5-13	14-18	19-42
	Spring	0-4	5-8	9-20	21-27	28-42
Mental Computation Fluency						
Grade 3 NSF		Well Below	Bel	Ave	Above Ave	Well Above Ave
	Fall	0-4	5-10	11-32	33-45	46-82
	Winter	0-7	8-12	13-34	35-46	47-82
	Spring	0-11	12-19	20-45	46-59	60-82
Number Sense Fluency (NCF- T+MCF)						
Grade 3 CA		Well Below	Bel	Ave	Above Ave	Well Above Ave
	Fall	102-143	144-154	155-183	184-197	198-245
	Winter	103-149	150-161	162-188	189-201	202-242
	Spring	102-157	158-168	169-194	195-207	208-243
Concepts and Applications						

Translation
to
Performance
Tracker
Proficiency
Levels:

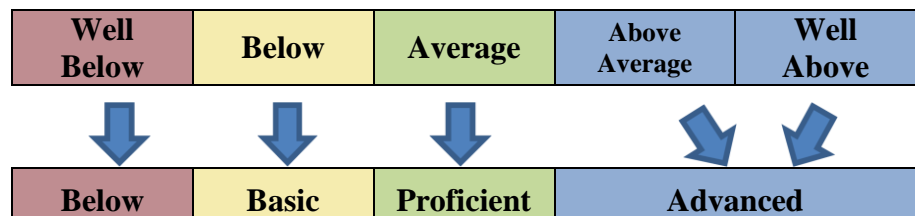


Grade 4		1-10%ile	11-25%ile	26-74%ile	75-89%ile	90-99%ile
		Well Below	Below	Average	Above Average	Well Above
COMPOSITE	Fall	114-166	167-179	180-217	218-240	241-337
	Winter	117-176	177-187	188-224	225-246	247-342
	Spring	111-185	186-200	201-247	248-274	275-343
NSF Number Sense Fluency (NCF- T+MCF)		Well Below	Below	Average	Above Average	Well Above
	Fall	0-6	7-12	13-33	34-44	45-82
	Winter	0-5	6-11	12-33	34-45	46-82
	Spring	0-12	13-20	21-45	46-58	59-82
NCF-T Number Comparison Fluency- TRIADS		Well Below	Below	Average	Above Average	Well Above
	Fall	0-1	2-5	6-21	22-28	29-40
	Winter	0-0	1-4	5-19	20-27	28-40
	Spring	0-3	4-8	9-25	26-33	34-40
MCF Mental Computation Fluency		Well Below	Below	Average	Above Average	Well Above
	Fall	0-2	3-6	7-13	14-18	19-42
	Winter	0-2	3-5	6-14	15-20	21-42
CA Concepts and Applications		Well Below	Below	Average	Above Average	Well Above
	Fall	114-158	159-169	170-195	196-208	209-255
	Winter	117-163	164-173	174-199	200-212	213-260
	Spring	111-168	169-178	179-203	204-216	217-261



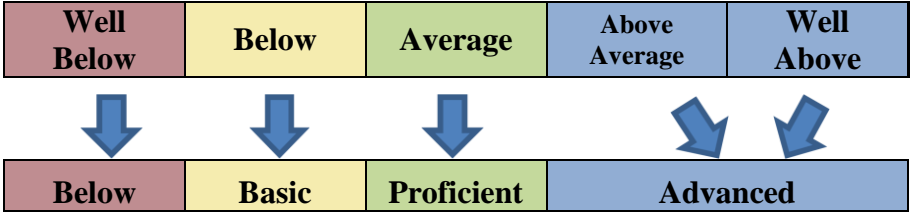
Grade 5		1-10%ile	11-25%ile	26-74%ile	75-89%ile	90-99%ile	
		Well Below	Below	Average	Above Average	Well Above	
COMPOSITE	COMP	Fall	125-181	182-194	195-233	234-259	260-350
		Winter	121-186	187-203	204-244	245-267	268-349
		Spring	124-194	195-211	212-254	255-280	281-353
		Well Below	Below	Average	Above Average	Well Above	
NSF	Number Sense Fluency (NCF-T+MCF)	Fall	0-5	6-12	13-33	34-46	47-82
		Winter	0-7	8-15	16-36	37-47	48-82
		Spring	0-8	9-17	18-43	44-56	57-82
		Well Below	Below	Average	Above Average	Well Above	
NCF-T	Number Comparison Fluency-TRIADS	Fall	0-2	3-6	7-22	23-30	31-40
		Winter	0-3	4-8	9-24	25-31	32-40
		Spring	0-3	4-9	10-26	27-34	35-40
		Well Below	Below	Average	Above Average	Well Above	
MCF	Mental Computation Fluency	Fall	0-1	2-4	5-12	13-17	18-42
		Winter	0-2	3-5	6-12	13-17	18-42
		Spring	0-3	4-6	7-16	17-25	26-42
		Well Below	Below	Average	Above Average	Well Above	
CA	Concepts and Applications	Fall	125-169	170-179	180-204	205-217	218-268
		Winter	121-172	173-182	183-207	208-220	221-267
		Spring	124-176	177-186	187-210	211-223	224-271

Translation to Performance Tracker Proficiency Levels:



Grade 6		1-10%ile	11-25%ile	26-74%ile	75-89%ile	90-99%ile
		Well Below	Below	Average	Above Average	Well Above
COMPOSITE	Fall	136-187	188-199	200-235	236-254	255-352
	Winter	132-190	191-202	203-247	248-273	274-358
	Spring	133-193	194-208	209-260	261-291	292-360
NSF Number Sense Fluency (NCF- T+MCF)		Well Below	Below	Average	Above Average	Well Above
	Fall	0-3	4-9	10-29	30-39	40-82
	Winter	0-3	4-10	11-35	36-46	47-82
	Spring	0-6	7-14	15-42	43-60	61-82
NCF-T Number Comparison Fluency- TRIADS		Well Below	Below	Average	Above Average	Well Above
	Fall	0-0	1-3	4-14	15-20	21-40
	Winter	0-0	1-3	4-15	16-22	23-40
	Spring	0-1	2-5	6-19	20-27	28-40
MCF Mental Computation Fluency		Well Below	Below	Average	Above Average	Well Above
	Fall	0-1	2-4	5-15	16-21	22-42
	Winter	0-1	2-6	7-21	22-27	28-42
	Spring	0-2	3-7	8-23	24-34	35-42
CA Concepts and Applications		Well Below	Below	Average	Above Average	Well Above
	Fall	136-177	178-186	187-211	212-224	225-270
	Winter	132-180	181-189	190-213	214-226	227-276
	Spring	133-183	184-191	192-216	217-229	230-278

Translation
to
Performance
Tracker
Proficiency
Levels:



Grade 7		1-10%ile	11-25%ile	26-74%ile	75-89%ile	90-99%ile	
		Well Below	Below	Average	Above Average	Well Above	
COMPOSITE	COMP	Fall	139-190	191-203	204-240	241-266	267-357
		Winter	149-190	191-204	205-242	243-269	270-365
		Spring	147-195	196-205	206-250	251-279	280-363
NSF Number Sense Fluency (NCF- T+MCF)		Well Below	Below	Average	Above Average	Well Above	
		Fall	0-3	4-7	8-25	26-42	43-82
		Winter	0-3	4-8	9-28	29-43	44-82
		Spring	0-4	5-10	11-34	35-51	52-82
NCF-T Number Comparison Fluency- TRIADS		Well Below	Below	Average	Above Average	Well Above	
		Fall	0-0	1-3	4-12	13-20	21-40
		Winter	0-0	1-3	4-13	14-20	21-40
		Spring	0-0	1-4	5-18	19-25	26-40
MCF Mental Computation Fluency		Well Below	Below	Average	Above Average	Well Above	
		Fall	0-0	1-3	4-14	15-23	24-42
		Winter	0-0	1-3	4-14	15-24	25-42
		Spring	0-1	2-5	6-17	18-28	29-42
CA Concepts and Applications		Well Below	Below	Average	Above Average	Well Above	
		Fall	139-183	184-192	193-216	217-229	230-275
		Winter	149-185	186-194	195-218	219-231	232-283
	Spring	147-188	189-196	197-220	221-233	234-281	

Translation
to
Performance
Tracker
Proficiency
Levels:

